


# Brought To You By:




**BGP Environmental Group**

**Creative Rubber Surfacing**



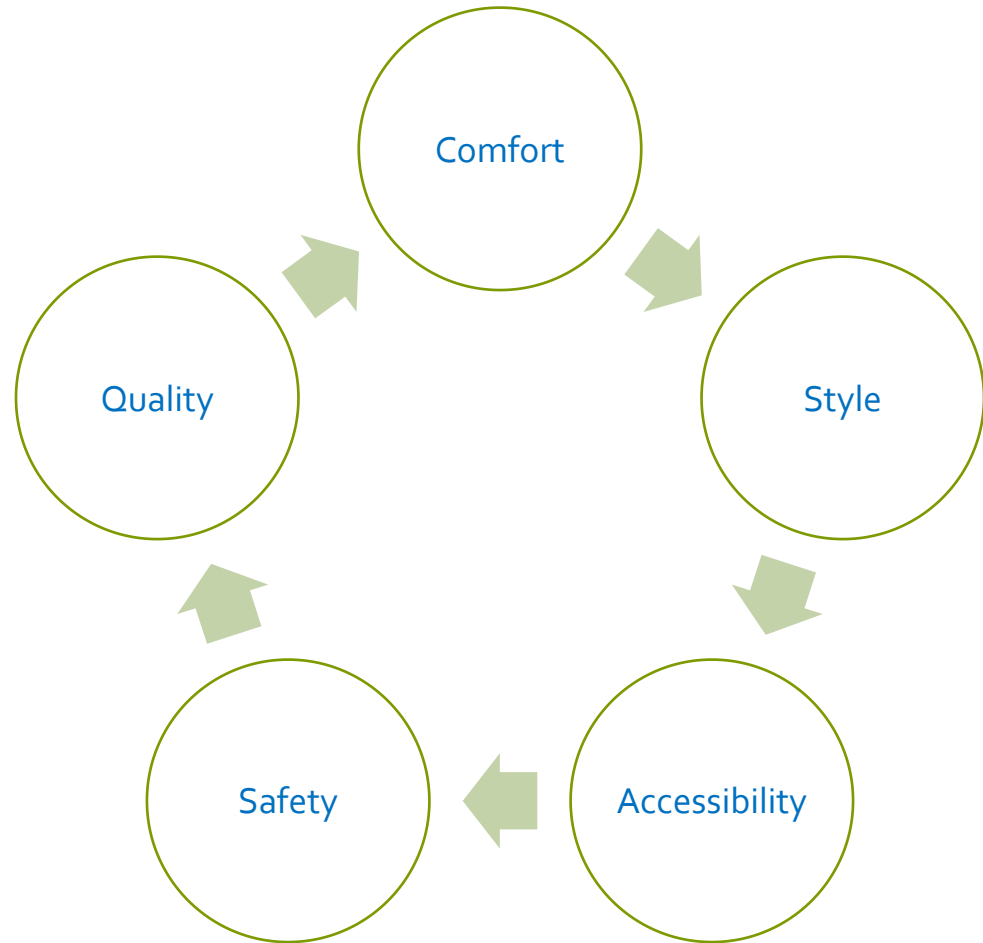
# School-Yard Design, How It All Works

- Security and safety in mind always
- Collaboration is key to all developments
- Working with a new school or old
- We work with the team to ensure the highest quality throughout the process



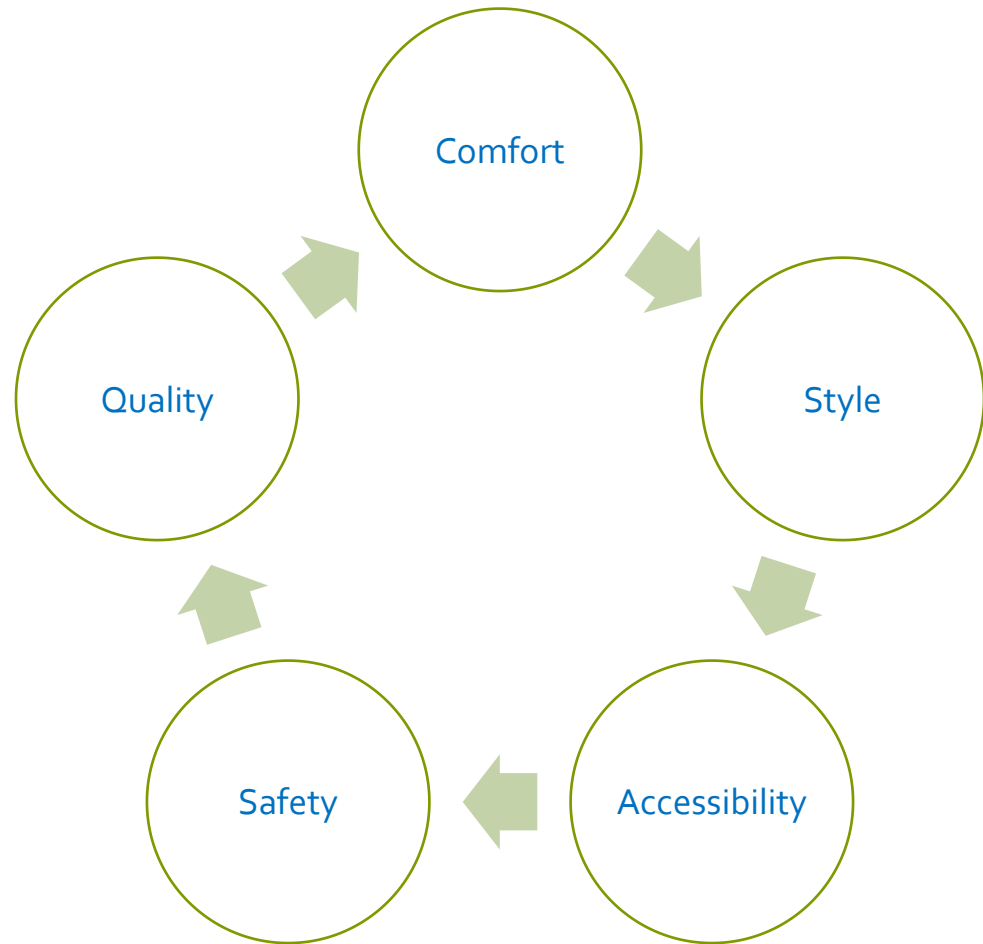
# What It Is All About, Understanding And Learning

- **Comfort:** Plays a major role in any school yard design, if it looks a happy place in theory, it is.
- **Quality:** The quality of the area always comes down to budget, with the right budget anything is possible.
- **Style:** The style is a makeup of activities for children that include learning, caring, strength building, and sharing.
- **Accessibility:** As with all new regulations every child should have the opportunity to play, playing helps create a sense of community even in small active minds. Growth is important for every age group.




# What It Is All About, Understanding And Learning

- **Safety:** Best practice allows for safety; it is important to understand the esthetics of a playground. Example, a chain link fence can look like a prison, a wood fence can be made to look inviting, it doesn't have to be a straight line it could be waves, there could be windows cut inside the fence, an adventure awaits.
- *One thing to take into consideration is ensuring that there can be no wondering off, high fences 6 feet allow for protection from prying eyes.*
- **Colour/Contrast** When considering a new design, a colour palette should be used, soft pastel colours are seen as calming sharp contrasting colours fuel energy, at the end of the day what is necessary is for the children to feel that the playground area is a happy warm caring place.





# Smiling Happy Learning Faces



# Climbing Frames And The Benefits


Children love the thrill and adventure that comes with climbing playground equipment encourages children to exercise legs, back and arm muscles, this builds lower-body, upper-body, and core strength, encouraging movement and dexterity, the values to this are:

## Emotional:

- climbing equipment offers many challenges for children to overcome. Learning how to climb a wall, conquer a boulder, balance on a rope, or summit the tallest peak gives confidence to their abilities. They face their fears and conquer obstacles in front of them, here they will find their inner strength and discover the joys of reaching a goal.

## Cognitive:

- In addition to physical strength, playing on climbing equipment requires cognitive abilities. Balance, timing, motor skills, and creative thinking.



# Climbing Frames And The Benefits


Children love the thrill and adventure that comes with climbing playground equipment encourages children to exercise legs, back and arm muscles, this builds lower-body, upper-body, and core strength, encouraging movement and dexterity, the values to this are:

## Sensory:

- Tactile structures give children the chance to get in touch with their bodies and the world around them. Nature, material textures, sights, smells, and sounds collectively awaken their eight sensory systems to life.

## Social:

- Playgrounds are inherently social spheres, particularly when it comes to the intentional of challenging products. As children play together, they develop fundamental social skills including, communication, sharing, patience and collaborating to problem solve.





# Why Freestanding Playground Climbers

- Schools must always work within the confines of sometimes a tight budget or stringent spatial requirements; freestanding playground structures may be ideal.
- Freestanding items are cost an effective solution for high-density fun and add variety to any playground. Stand alone climbers are highly sort after due to their affordability, durability, and customizability, making them a very popular item for parks, schools, and other facilities.
- Deciding which age-appropriate climbing equipment belongs on your playground is a very important decision. Consideration in the planning phase of construction or improvement is necessary. Regardless of which age group is using the equipment, making the correct decision at the beginning stages will reap benefits at the finished stage.



# Why Freestanding Playground Climbers


In order for children to play safe and experience everything, it is important to choose the correct playground climbers for the relevant age group. Here is what you should take into consideration.

1. **6-23 Months** – Infants and toddlers mostly get around by crawling, so you should look for equipment that is low to the ground and sturdy for little hands that want to explore.
2. **2-5 Years old** – Toddlers and preschoolers are more active than the last bunch, so you should look for mentally and physically stimulating equipment that allows this age group to learn in a safe environment.
3. **5-12 Years old** – School aged children should have a variety of climbing equipment on their playground that allows both younger and older children to safely test their boundaries.
4. **14+ Years old** – These climbing structures for teens, young adults and adults should challenge the user to improve their physical fitness with a variety of outdoor exercise equipment structures.

# Rubber, How Best To Apply



- In designing the play area, we use a mix of recycled rubber along with EPDM (*ethylene propylene diene monomer rubber or Virgin rubber*).
- Typically, we would recommend 2 inches in depth, 1 ½ inches recycled rubber (*grants available*) with a ½ inch depth remaining for EPDM.
- The EPDM comes in a variety of colours again all with individual prices. One thing to remember is that with young minds different textures and surfaces allow for a learning.




# The Joys Of Sand And Texture



# Other Pieces To The Puzzle

- **Astro Turf:**
- Is also recommended when contributing to the layout and design. Different textures lend way to different activities.
- **Sandpit:**
- All children like to play in the sand. Size can play a role in design but also a point to note rules and regulations state that any sandpit must have a cover it prevents little critters from using it as a washroom.






# There's Always Time For Play



# Trees And Our Environment

- If planning a new school playground think about planting some trees. These can, over time, create shade for when it is hot, cooling down or for even sitting under reading a book.
- Environmental issues are paramount nowadays, we recommend deciduous as they tend to reach out further depending on the type of tree. Also, when planting place a tree coffin as a surround, fill with organic ego-friendly mulch this will help keep the roots clean and fresh. Shaded roots are great for encouraging tree growth in young trees.







We All Need To Grow  
And Have Fun



**BGP Environmental Group**

**Creative Rubber Surfacing**

**1-800-265-0027**

**138 Swan Lake Bay**

**Thank You For Your  
Consideration**

